



Special Rates when you book by Jun 30, 2019

# RIVER CRUISE FOR WINE LOVERS

## Keller Estate Winery

Aboard The AmaViola • 7 Nights • November 10 to 17, 2019

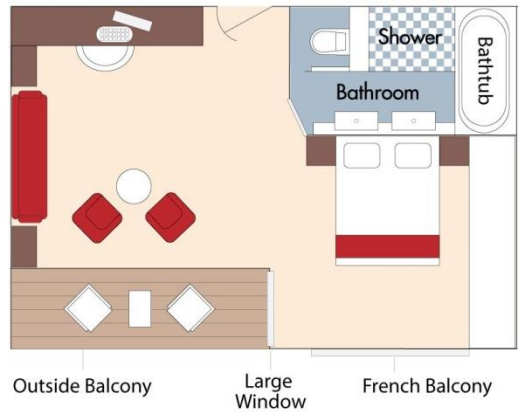
Vilshofen • Passau • Linz • Weissenkirchen • Krems • Vienna • Budapest

Note: Stateroom layouts shown below are not to scale.



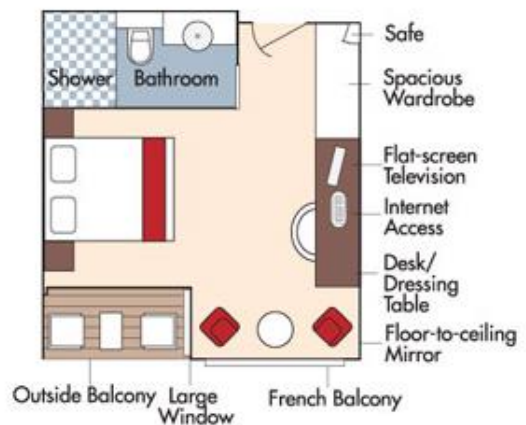
Suite, Violin Deck  
French Balcony & Outside Balcony, 350 sq. ft.

Brochure Fare ~~\$6,398~~ pp  
Your rate \$5,648 pp



CAT. AA, Violin Deck  
French Balcony & Outside Balcony, 235 sq. ft.

Brochure Fare ~~\$5,098~~ pp  
Your rate \$4,348 pp

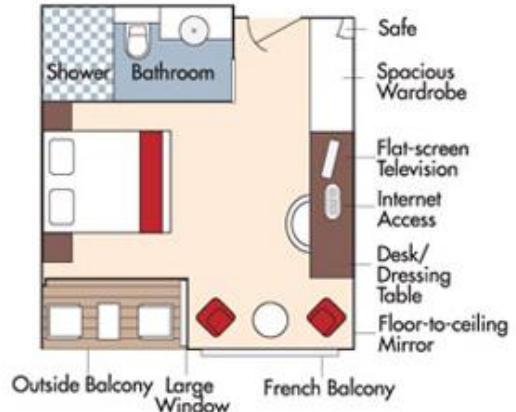


Fares listed are cruise-only, per person based on double occupancy and do not include port charges of \$182 per person.



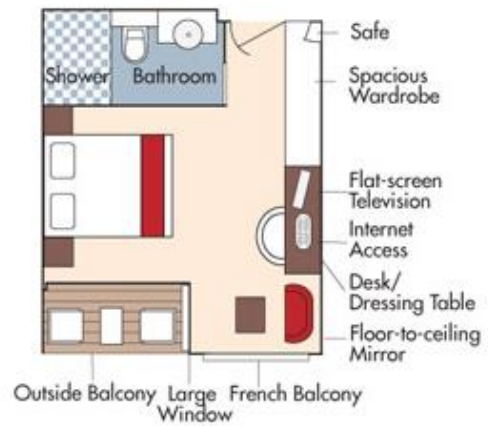
**CAT. AB, Cello Deck**  
**French Balcony & Outside Balcony, 235 sq. ft.**

**Brochure Fare \$4,898 pp**  
**Your rate \$4,148 pp**



**CAT. BA, Violin Deck**  
**French Balcony & Outside Balcony, 210 sq. ft.**

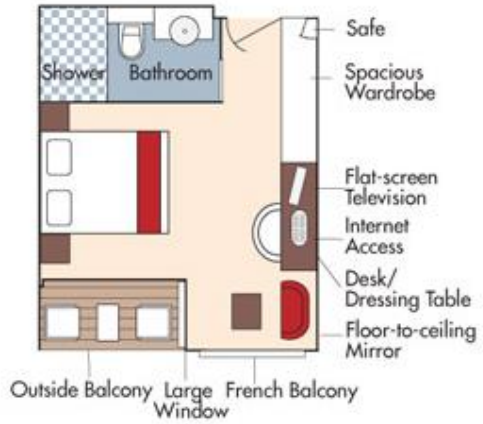
**Brochure Fare \$4,698 pp**  
**Your rate \$3,948 pp**





**CAT. BB, Cello Deck**  
**French Balcony & Outside Balcony, 210 sq. ft.**

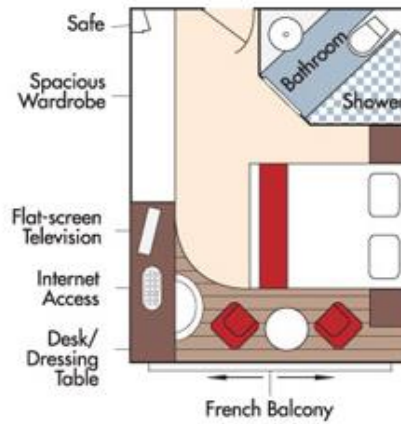
**Brochure Fare \$4,498 pp**  
**Your rate \$3,748 pp**



**CAT. C, Violin & Cello Deck**  
**French Balcony, 170 sq. ft.**

**Category CA**  
**Brochure Fare \$3,998 pp**  
**Your rate \$3,248 pp**

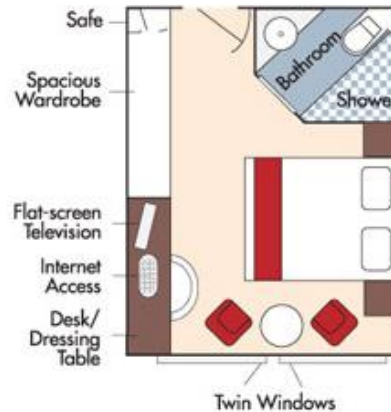
**Category CB**  
**Brochure Fare \$3,698 pp**  
**Your rate \$2,948 pp**





**CAT. D, Piano Deck**  
Fixed Windows, 160 sq. ft.

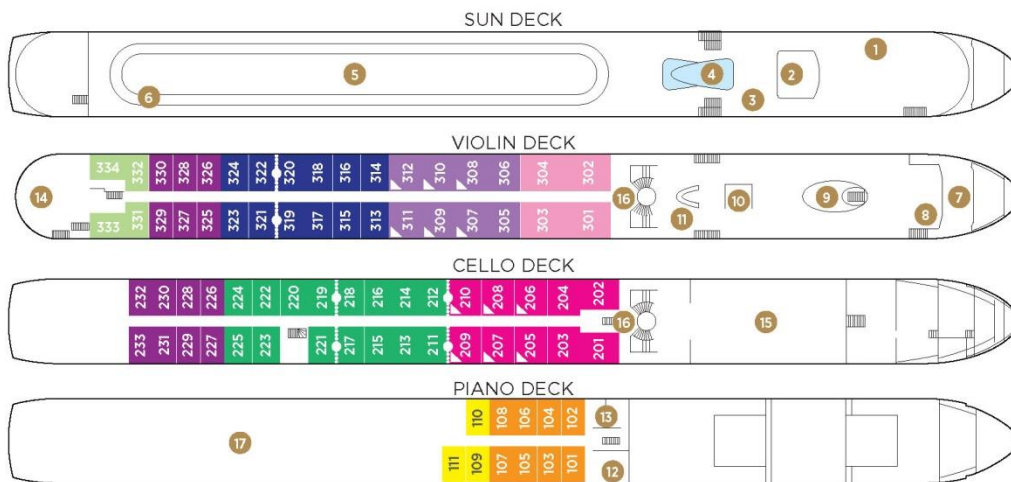
Brochure Fare **\$3,398 pp**  
Your rate **\$2,648 pp**



**CAT. E, Piano Deck**  
Fixed Windows, 160 sq. ft.

Brochure Fare **\$3,099 pp**  
Your rate **\$2,349 pp**

### AmaViola Deck Plan



- 1 Lower Sun Deck
- 2 Navigation Bridge
- 3 Bicycles
- 4 Heated Pool
- 5 Sun Deck
- 6 Walking Track
- 7 *Al Fresco* Dining Terrace
- 8 Observation Lounge
- 9 Main Lounge & Bar
- 10 Gift Shop
- 11 Reception
- 12 Fitness Room
- 13 Massage & Hair Salon
- 14 The Chef's Table Restaurant
- 15 Main Restaurant
- 16 Elevator
- 17 Crew Cabins

*Elevator on AmaLea and AmaKristina reaches Main Restaurant, Lobby/Main Lounge and staterooms on Violin, Cello and Piano Deck.  
Elevator on AmaStella and AmaViola reaches Main Restaurant, Lobby/Main Lounge and staterooms on Violin and Cello Deck.*

Suite	Violin Deck / French & Outside Balcony - 350 sq. ft.	Cat. CA	Violin & Cello Deck / French Balcony - 170 sq. ft.
Cat. AA	Violin Deck / French & Outside Balcony - 235 sq. ft.	Cat. CB	Violin Deck / French Balcony - 155 sq. ft.
Cat. AB	Cello Deck / French & Outside Balcony - 235 sq. ft.	Cat. D	Piano Deck / Fixed Windows - 160 sq. ft.
Cat. BA	Violin Deck / French & Outside Balcony - 210 sq. ft.	Cat. E	Piano Deck / Fixed Windows - 160 sq. ft.
Cat. BB	Cello Deck / French & Outside Balcony - 210 sq. ft.		

..... Staterooms can become adjoining by request.    ▲ Up to triple occupancy.

*Fares listed are cruise-only, per person based on double occupancy and do not include port charges of \$182 per person.*