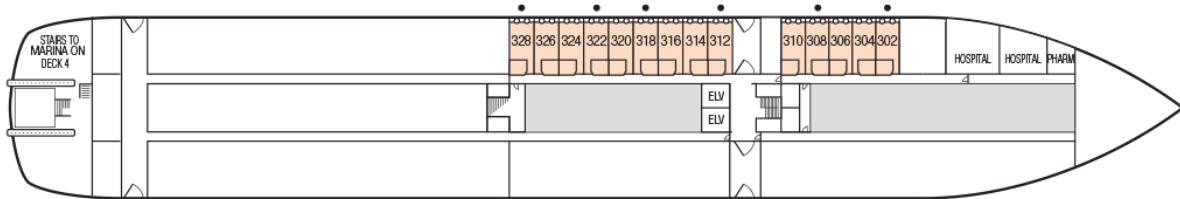


Deck Plan m/s Paul GAUGUIN

OS	Owner's Suite	A	Deluxe Ocean View	C	Balcony Stateroom	E	Window Stateroom
GS	Grand Suite	B	Veranda Stateroom	D	Balcony Stateroom	D	Porthole Stateroom

- Denotes suite with two twin-beds that convert to queen.

Deck 3

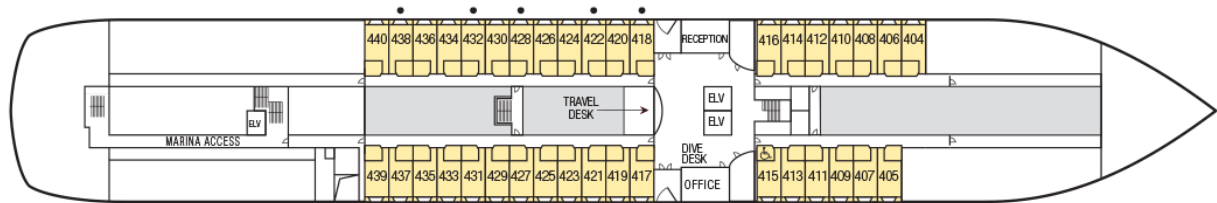


F

 Porthole Stateroom

- Denotes suite with two twin-beds that convert to queen.
- ♿ Wheelchair Accessible Suites 415.

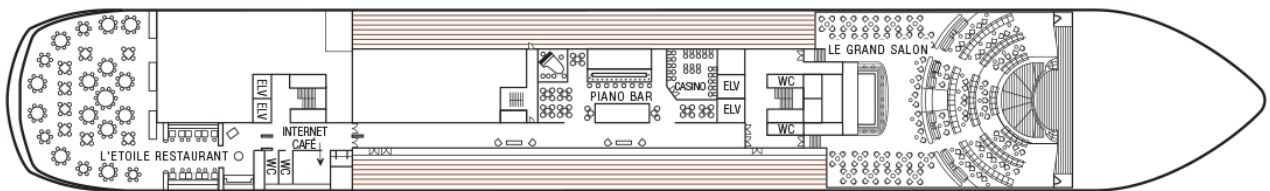
Deck 4



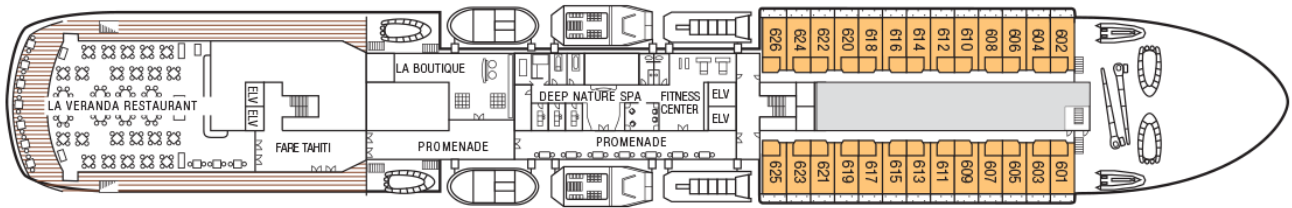
E

 Window Stateroom

Deck 5



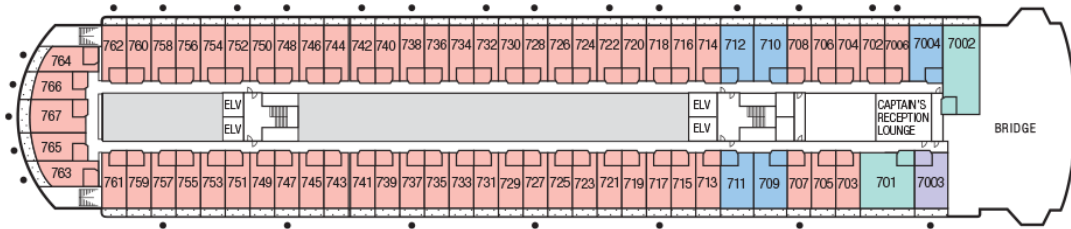
Deck 6



D Balcony Stateroom

- Denotes suite with two twin-beds that convert to queen.

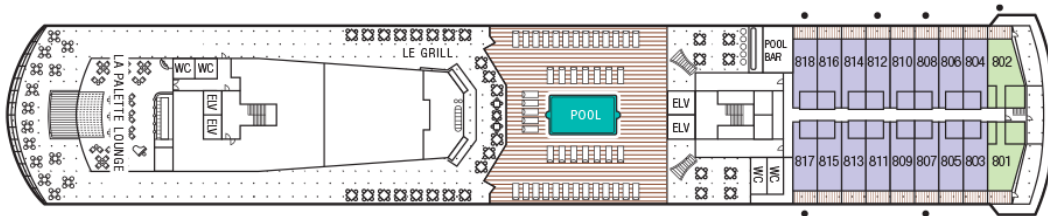
Deck 7



C Balcony Stateroom **A** Veranda Suite **OS** Owner's Suite **B** Veranda Stateroom

- Denotes suite with two twin-beds that convert to queen. Suite 801 has king.

Deck 8



GS Grand Suite **B** Veranda Stateroom

Deck 9

